

SLZ-M R32

600x600 4-Way Blow Ceiling Cassette System

Standard Inverter Heat Pump (Single Phase)

Mr.SLIM™

The **SLZ-M Standard Inverter** ceiling cassette unit provides the smart solution to comfortable and efficient air conditioning. It combines a stylish square design slimline grille with the latest energy-saving technologies and is designed to fit snugly in narrow ceilings, making it ideal in both offices and retail.

R32

Key Features & Benefits:

- New Design - Fits into narrow ceiling spaces with height of only 245mm
- Optional 3D i-see sensor grille provides customised comfort by automatically monitoring room occupancy, position and body temperatures
- Horizontal Airflow - eliminating uncomfortable draughts and improving airflow control



Air Conditioning Product Information

SLZ-M R32

600x600 4-Way Blow Ceiling Cassette System
Standard Inverter Heat Pump (Single Phase)

R32



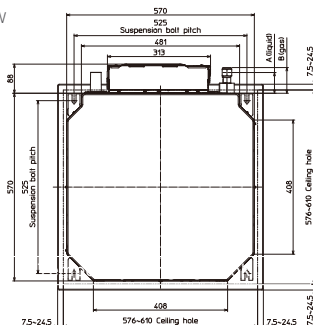
SLZ-M INDOOR UNITS		SLZ-M15FA	SLZ-M25FA	SLZ-M35FA	SLZ-M50FA	SLZ-M60FA
CAPACITY (kW)	Heating (nominal)	1.7 (0.9-3.1)	3.2 (1.3-4.2)	4.0 (1.0-5.0)	5.0 (1.3-5.5)	6.4 (1.6-7.3)
	Cooling (nominal)	1.5 (0.9-2.4)	2.5 (1.4-3.2)	3.5 (0.7-3.9)	4.6 (1.0-5.2)	5.7 (1.5-6.3)
	Heating (UK)	-	2.72 (1.11-3.57)	3.40 (0.85-4.25)	4.25 (1.11-4.68)	5.44 (1.36-6.21)
	Cooling (UK)	-	2.30 (1.29-2.94)	3.22 (0.64-3.59)	4.42 (0.92-4.79)	5.25 (1.38-5.80)
SHF (nominal)		-	0.78	0.72	0.68	0.68
COP / EER (nominal)		-	3.61 / 3.80	3.71 / 3.20	3.20 / 3.40	3.00 / 3.40
SCOP (η _{sh}) / SEER (η _{sc}) (BS EN14825)		-	4.30 / 6.30	4.30 / 6.70	4.20 / 6.30	4.10 / 6.20
ErP ENERGY EFFICIENCY CLASS	Heating/Cooling	-	A+ / A++	A+ / A++	A+ / A++	A+ / A++
AIRFLOW (l/s)	Lo-Mi-Hi	100-108-117	108-125-142	108-133-158	117-150-192	125-192-217
PIPE SIZE mm (in)	Gas	9.52 (3/8")	9.52 (3/8")	9.52 (3/8")	12.7 (1/2")	15.88 (5/8")
	Liquid	6.35 (1/4")	6.35 (1/4")	6.35 (1/4")	6.35 (1/4")	6.35 (1/4")
	Lo-Mi-Hi	24-26-28	24-26-28	25-28-31	25-30-34	27-34-39
SOUND PRESSURE LEVEL (dBA)	Lo-Mi-Hi	45	45	48	51	56
SOUND POWER LEVEL (dBA)		45	45	48	51	56
DIMENSIONS (mm)	Width x Depth x Height	570 (650) x 570 (650) x 245 (10)	570 (650) x 570 (650) x 245 (10)	570 (650) x 570 (650) x 245 (10)	570 (650) x 570 (650) x 245 (10)	570 (650) x 570 (650) x 245 (10)
	Unit / Grille	15 / 3	15 / 3	15 / 3	15 / 3	15 / 3
ELECTRICAL SUPPLY		Fed by Outdoor Unit	Fed by Outdoor Unit	Fed by Outdoor Unit	Fed by Outdoor Unit	Fed by Outdoor Unit
FUSE RATING (BS88) - HRC (A)		6	6	6	6	6
INTERCONNECTING CABLE No. CORES		4	4	4	4	4
GRILLE REFERENCE		SLP-2FA	SLP-2FA	SLP-2FA	SLP-2FA	SLP-2FA
WIRED REMOTE CONTROLLER REFERENCE		PAR-40MAA	PAR-40MAA	PAR-40MAA	PAR-40MAA	PAR-40MAA

Note: SLZ-M15FA only available with R32 MXZ Multi-Split outdoor units.

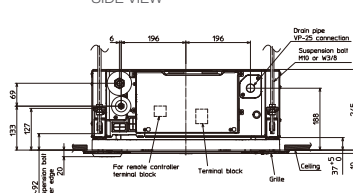
SUZ-M OUTDOOR UNITS		N/A Multi-Split only	SUZ-M25VAR2	SUZ-M35VAR2	SUZ-M50VAR2	SUZ-M60VAR2
SOUND PRESSURE LEVEL (dBA)	Heating/Cooling	-	45 / 46	48 / 48	48 / 49	49 / 51
SOUND POWER LEVEL (dBA)	Cooling	-	59	59	64	65
WEIGHT (kg)		-	30	35	41	54
DIMENSIONS (mm)	Width x Depth x Height	-	800 x 285 x 550	800 x 285 x 550	800 x 285 x 714	840 x 330 x 880
	ELECTRICAL SUPPLY	-	220-240V, 50Hz	220-240V, 50Hz	220-240V, 50Hz	220-240V, 50Hz
PHASE		-	Single	Single	Single	Single
SYSTEM POWER INPUT (kW)	Heating/Cooling (nominal)	-	0.88 / 0.65	1.07 / 1.09	1.56 / 1.35	2.13 / 1.67
	Heating/Cooling (UK)	-	0.75 / 0.56	0.91 / 0.94	1.33 / 1.16	1.81 / 1.44
STARTING CURRENT (A)		-	3.7	5.0	8.0	9.3
SYSTEM RUNNING CURRENT (A)	Heating/Cooling (MAX)	-	3.7 / 3.0 [6.8]	5.0 / 4.1 [8.5]	8.0 / 7.1 [13.5]	9.3 / 8.4 [14.9]
FUSE RATING (BS88) - HRC (A)		-	10	10	20	20
MAINS CABLE No. CORES		-	3	3	3	3
MAX PIPE LENGTH (m)		-	20	20	30	30
MAX HEIGHT DIFFERENCE (m)		-	12	12	30	30
CHARGE REFRIGERANT (kg) / CO ₂ EQUIVALENT (t) - R32 (GWP 675)		-	0.65 / 0.44	0.90 / 0.61	1.20 / 0.81	1.25 / 0.84
MAX ADDITIONAL REFRIGERANT (kg) / CO ₂ EQUIVALENT (t) - R32 (GWP 675)		-	0.91 / 0.61	1.16 / 0.78	1.66 / 1.12	1.71 / 1.15

SLZ-M15/25/35/50/60FA DIMENSIONS

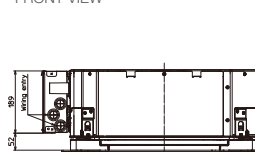
UPPER VIEW



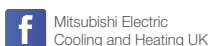
SIDE VIEW



FRONT VIEW



Telephone: 01707 282880
email: air.conditioning@meuk.mee.com
les.mitsubishielectric.co.uk



UNITED KINGDOM Mitsubishi Electric Europe Living Environment Systems Division, Travellers Lane, Hatfield, Hertfordshire, AL10 8XB, England. Telephone: 01707 282880 Fax: 01707 278881
IRELAND Mitsubishi Electric Europe, Westgate Business Park, Ballymount, Dublin 24, Ireland. Telephone: (01) 419 8800 Fax: (01) 419 8890 International code: (003531)

Country of origin: United Kingdom - Japan - Thailand - Malaysia. ©Mitsubishi Electric Europe 2020. Mitsubishi and Mitsubishi Electric are trademarks of Mitsubishi Electric Europe B.V. The company reserves the right to make any variation in technical specification to the equipment described, or to withdraw or replace products without prior notification or public announcement. Mitsubishi Electric is constantly developing and improving its products. All descriptions, illustrations, drawings and specifications in this publication present only general particulars and shall not form part of any contract. All goods are supplied subject to the Company's General Conditions of Sale, a copy of which is available on request. Third-party product and brand names may be trademarks or registered trademarks of their respective owners.

Note: The fuse rating is for guidance only. Please refer to the relevant databook for detailed specification. It is the responsibility of a qualified electrician/electrical engineer to select the correct cable size and fuse rating based on current regulation and site specific conditions. Mitsubishi Electric's air conditioning equipment and heat pump systems contain a fluorinated greenhouse gas, R410A (GWP:2088), R32 (GWP:675), R407C (GWP:1774), R134a (GWP:1430), R513A (GWP:631), R454B (GWP:466), R1234ze (GWP:7) or R1234yf (GWP:4). *These GWP values are based on Regulation (EU) No 517/2014 from IPCC 4th edition. In case of Regulation (EU) No.626/2011 from IPCC 3rd edition, these are as follows. R410A (GWP:1975), R32 (GWP:550), R407C (GWP:1650) or R134a (GWP:1300).

Effective as of May 2020

