

New Floor Console Type Inverter+ R32 GAS



Included



CZ-TACG1
Panasonic Wifi
kit: Optional.

Kit			KIT-Z25-UFE	KIT-Z35-UFE
Cooling capacity	Nominal (Min - Max)	kW	2,50 (0,85 - 3,40)	3,50 (0,85 - 3,80)
EER ¹⁾	Nominal (Min - Max)	W/W	4,81 (3,54 - 3,78) A	4,07 (3,54 - 3,73) A
SEER ²⁾		W/W	7,90 A++	8,10 A++
Pdesign (cooling)		kW	2,50	3,50
Input power cooling	Nominal (Min - Max)	kW	0,52 (0,24 - 0,90)	0,86 (0,24 - 1,02)
Annual energy consumption ³⁾		kWh/a	111	151
Heating capacity	Nominal (Min - Max)	kW	3,40 (0,85 - 5,00)	4,30 (0,85 - 6,00)
Heating capacity at -7°C		kW	2,88	3,37
COP ¹⁾	Nominal (Min - Max)	W/W	4,47 (3,54 - 3,70) A	3,98 (3,54 - 3,43) A
SCOP ²⁾		W/W	4,60 A++	4,60 A++
Pdesign at -10°C		kW	2,7	3,2
Input power heating	Nominal (Min - Max)	kW	0,76 (0,24 - 1,35)	1,08 (0,24 - 1,75)
Annual energy consumption ³⁾		kWh/a	822	974
Indoor unit			CS-Z25UFEAW	CS-Z35UFEAW
Air volume	Cool / Heat	m ³ /min	9,6/9,9	9,9/10,1
Moisture removal volume		L/h	1,5	2,0
Sound pressure ⁴⁾	Cool (Hi / Lo / Q-Lo)	dB(A)	38/25/20	39/26/20
	Heat (Hi / Lo / Q-Lo)	dB(A)	38/25/19	39/26/19
Dimension	H x W x D	mm	600 x 750 x 207	600 x 750 x 207
Net weight		kg	13	13

Accessories

CZ-TACG1	NEW Panasonic Wifi kit for internet control
CZ-CAPRA1	RAC interface adapter for integration into P Link
CZ-RD514C	Wired remote controller for wall mounted Floor Console

1) EER and COP calculation is based in accordance to EN14511. 2) Energy Label Scale calculated in accordance to EU/626/2011. 4) The sound pressure of the units shows 1 body. The sound pressure is measured in accordance with Eurovent 6/C/006-97 specification for piping port. 6) When installing the outdoor unit at a higher position than the indoor unit.



Our heat pumps containing the refrigerant R32 show a drastic




Seasonal efficiency in cooling will bring you saving all year



Seasonal efficiency in heating will bring you saving all year



Inverter Plus System classification highlight the Panasonic



Panasonic R2 Rotary Compressor. Designed to withstand



nanoe™ utilises nano-technology fine particles to purify the air in



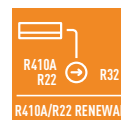
With Super Quiet technology our devices are much more



Down to -10°C in cooling only mode. The air conditioner works in best



Down to -15°C in heating mode. The air conditioner works in best



The Panasonic renewal system allows good quality existing R410A or R22


Panasonic

NEW FLOOR CONSOLE

with new nanoe™ X air-purifying
system: outstanding efficiency
A++ and comfort combined with a
breakthrough design

Panasonic

NEW FLOOR CONSOLE EFFICIENT COMFORT AND CLEAN AIR ALL YEAR ROUND



- The new Floor console has been designed to follow the high European demands: Superquiet operation, high efficiency and purifying the air.
- Superquiet operation: When the system reaches its set temperature, the unit will operate at only 20dB(A). Because creating a comfortable home is not only by temperature, but also a quiet atmosphere matters.
- Ready to meet future demands: fully

Always fresh and clean air with nanoe™ X

nanoe™ X with nano-technology, nano-sized electrostatic atomised water purify the air in the room.

- Purifying operation can work simultaneously or independently from cooling operation.
- Deodorising air and inhibiting certain viruses and bacteria (bacteria, viruses and cigarette smoke). OH radicals...hydrogen out, effectively

High Energy efficiency class A++

Panasonic has combined its finest technology in a heat pump to deliver. Thanks to Panasonic's original Inverter compressor, the heart of a heat efficiency are achieved. As a result, operating costs are substantially lower even when it is -15°C outside.

New Floor Console with new nanoe™ X air-purifying system: outstanding efficiency A++, comfort (Super Quiet technology only 20dB(A)) and healthy air combined with a breakthrough design.

Easy to integrate into your home

A breakthrough design that combines perfectly with any style. We have carefully selected materials and processes to create an elegant design. Compact in size and with a stylish design, the new Floor Console will easily integrate into your home's interior decoration. There are four options available:



Floor Installation



Wall Installation



Half Concealed



Concealed



The perfect solution for the replacement of old boiler heating systems



Cooling Mode

Double airflow for improved comfort and through the top for an efficient operation



New design and new wireless control

New Panasonic Wifi kit

Control your comfort and the power consumption with your smartphone

With the new accessory CZ-TACG1 control the comfort and the power

